

TP613 SERIES

LED ILLUMINATED PUSH BUTTON SWITCH



» Features

- Precise design terminal type adequate for DIP IC pitch size (multiple of 2.54mm).
- Epoxy sealing treatment, free of flux entry.
- Several LED colors options.



» Applications

- Operating switches in all types of electronic equipment such as audio apparatus, office equipment, communications apparatus, TV sets, VCRs, etc.

» Specifications

Rating	0.1A 30VDC
Insulation Resistance	100MΩ Min (at 500 VDC)
Dielectric Strength	AC 500V (50/60 Hz for 1 minute)
Contact Resistance	50mΩ Max. (Initial)
Electrically Life	10,000 Cycles Min
Ambient Temperature	-10°C~ +80°C
Operating Force	150 ± 100gf (Momentary)
	250 ± 100gf (Alternate)
	200 ± 100gf (Momentary With Click)


» LED Specifications

Color	VR	IF	Recommended Operating Current	VF	
				Nor	Max
Red	DC 5V	20mA	20mA	1.7V	2.4V
Green	DC 5V	20mA	20mA	1.9V	2.4V
Yellow	DC 5V	20mA	20mA	1.9V	2.4V
Blue	DC 5V	20mA	20mA	3.0V	3.6V
White	DC 5V	20mA	20mA	3.0V	3.6V


For the specification about the other LEDs, please contact with sales department

» Product selection

TP 613



-




FUNCTION	
A	Non- LED Alternate
B	Non - LED Momentary
C	Non - LED Momentary with click
AL	LED Alternate
BL	LED Momentary
CL	LED Momentary with click

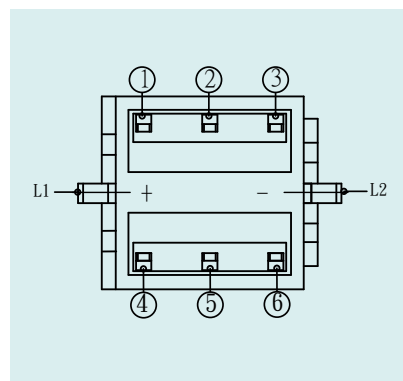
LED COLOR	
1	Red
2	Yellow
3	Green
4	Blue
5	White
6	Pure Green
8	Amber
9	Blue Green
10	Pink
011	Purple
12	Red/Yellow
13	Red/Green
14	Red/Blue
23	Yellow/Green
48	Blue/Amber
52	White/Yellow
58	White/Amber
-	Non- LED

TP613 SERIES

LED ILLUMINATED PUSH BUTTON SWITCH

» Circuit

Type	Switch Action	
TP613A	Normal ON	Push to lock ON
Connecting Terminal	1 - 2 4 - 5	2 - 3 5 - 6
TP613B	Normal ON	Push (ON)
Connecting Terminal	1 - 2 4 - 5	2 - 3 5 - 6
LED Circuit		



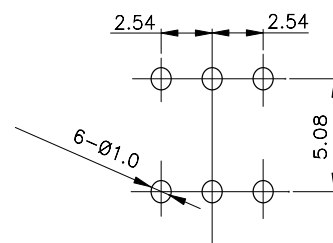
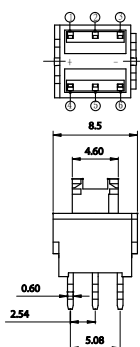
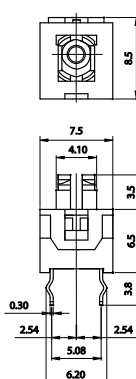
» Operating characteristics

Unit: mm

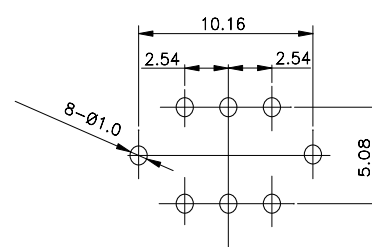
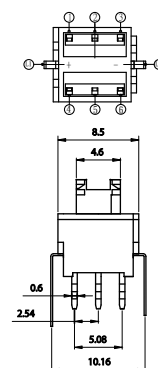
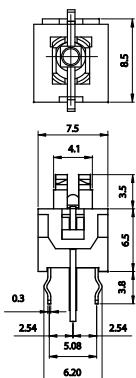

Dimensions

P.C.B Layout

TP613 □



TP613 □ L



» Features

- Precise design terminal type adequate for DIP IC pitch size (multiple of 2.54mm).
- Epoxy sealing treatment, free of flux entry.
- Several LED colors options.
- Side-actuated with right angle terminal.



» Applications

- Operating switches in all types of electronic equipment such as audioapparatus, office equipment, communications apparatus, TV sets, VCRs, etc.

» Specifications

Rating	0.1A 30VDC
Insulation Resistance	100MΩ Min (at 500 VDC)
Dielectric Strength	AC 500V (50/60 Hz for 1 minute)
Contact Resistance	50mΩ Max. (Initial)
Electrically Life	10,000 Cycles Min
Ambient Temperature	-10°C~ +80°C
Operating Force	150 ± 100gf (Momentary)
	250 ± 100gf (Alternate)
	200 ± 100gf (Momentary With Click)


» LED Specifications

Color	VR	IF	Recommended Operating Current	VF	
				Nor	Max
Red	DC 5V	20mA	20mA	1.7V	2.4V
Green	DC 5V	20mA	20mA	1.9V	2.4V
Yellow	DC 5V	20mA	20mA	1.9V	2.4V
Blue	DC 5V	20mA	20mA	3.0V	3.6V
White	DC 5V	20mA	20mA	3.0V	3.6V


For the specification about the other LEDs, please contact with sales department

» Product selection

TP 613



-



FUNCTION	
ARF	Non- LED Alternate
BRF	Non - LED Momentary with click
ARFL	LED Alternate
BRFL	LED Momentary with click

LED COLOR	
1	Red
2	Yellow
3	Green
4	Blue
5	White
6	Pure Green
8	Amber
9	Blue Green
10	Pink
011	Purple
12	Red/Yellow
13	Red/Green
14	Red/Blue
23	Yellow/Green
48	Blue/Amber
52	White/Yellow
58	White/Amber
-	Non-LED

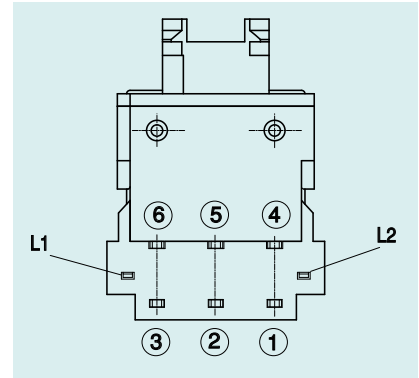
TP613 SERIES

LED ILLUMINATED PUSH BUTTON SWITCH



» Circuit

Type	Switch Action	
TP613A RF	Normal ON	Push to lock ON
Connecting Terminal	1 - 2 4 - 5	2 - 3 5 - 6
TP613B RF	Normal ON	Push (ON)
Connecting Terminal	1 - 2 4 - 5	2 - 3 5 - 6
LED Circuit		



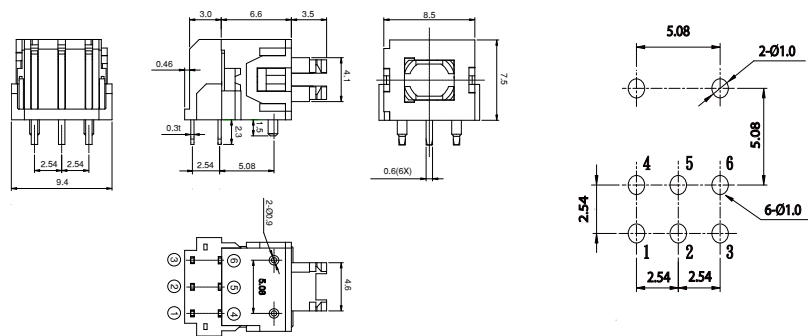
» Operating characteristics

Unit: mm

Dimensions

P.C.B Layout

TP613 □ RF



TP613 □ RFL

