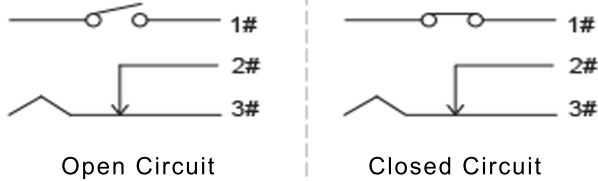


## DC Power Jack With Slide Switches

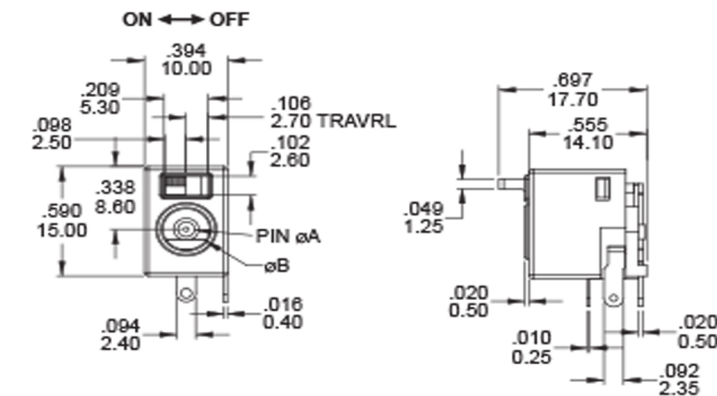


## MODEL OPTIONS

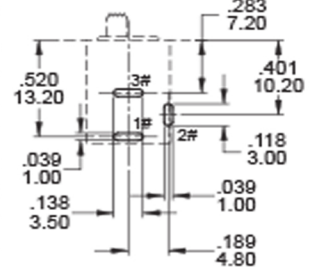


SPDT

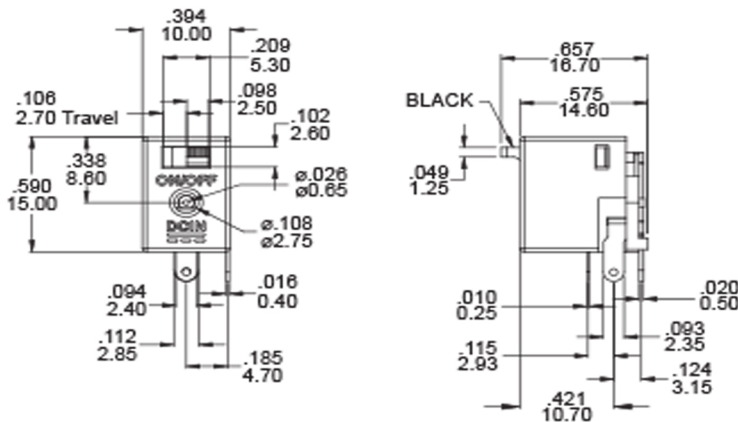
Dimensions MODEL	PIN Ø A	Ø B
SJ-003	ø2.00	ø5.60
SJ-006	ø2.50	ø5.60



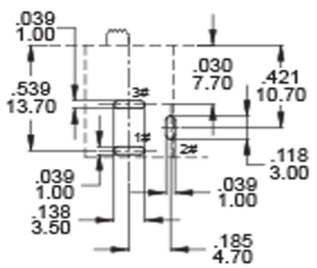
P.C.B LAYOUT  
Bottom View



SPDT



P.C.B LAYOUT  
Bottom View

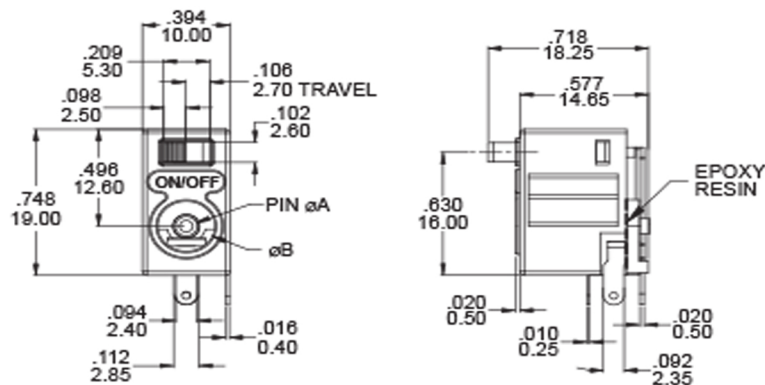


Part No. Shown : SJ-007



SPDT

Dimensions MODEL	PIN Ø A	Ø B
SJ-004	ø2.00	ø6.30
SJ-005	ø2.50	ø6.50



P.C.B LAYOUT  
Bottom View

