

# SPD Series | Illuminated Tactile Switch Series

## SPD

### Specifications

Circuit	:SPST
Current Rating	:50mA @ 12VDC
Contact Resistance	:100mOhm Max.(initial)
Insulation Resistance	:100MOhm Min.
Operating Force	:220gf±50gf
Total Travel	:0.3mm±0.1mm
Mechanical Life	:1,000,000 cycles Min.
Operating Temperature	: -25 deg.~+60 deg.
Solder Specifications	:250 deg

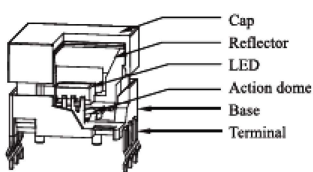
### Materials

Cover	:Polycarbonate (PC)
Reflector	:Polyamide(PA)
Base	:LCP
Action Dome	:Stainless steel with silver plating
Terminal	:Phosphor bronze (PBS) with gold plating

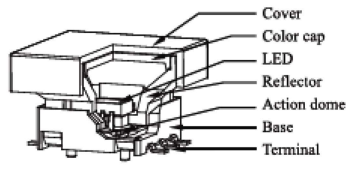
### Features

- Bright LEDs of Single, Dual or RGB colors available.
- Full face illumination.
- Small and short body for mounting in tight spaces.
- Snap-acting contact mechanism.
- Build your own legend.
- Long operating Life.

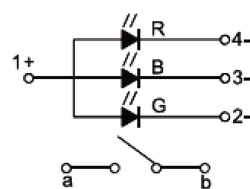
### Drawings



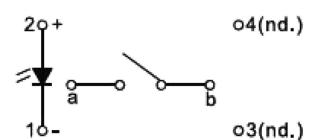
SPD0P



SPD2T

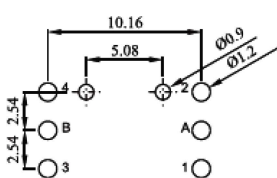


Contact Configuration  
Switch with RGB1 colors LED

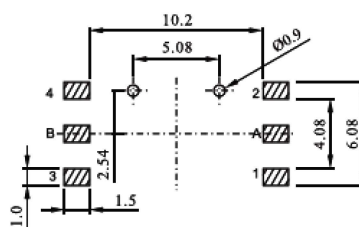


Contact Configuration  
Switch with Single color LED

### PCB layout



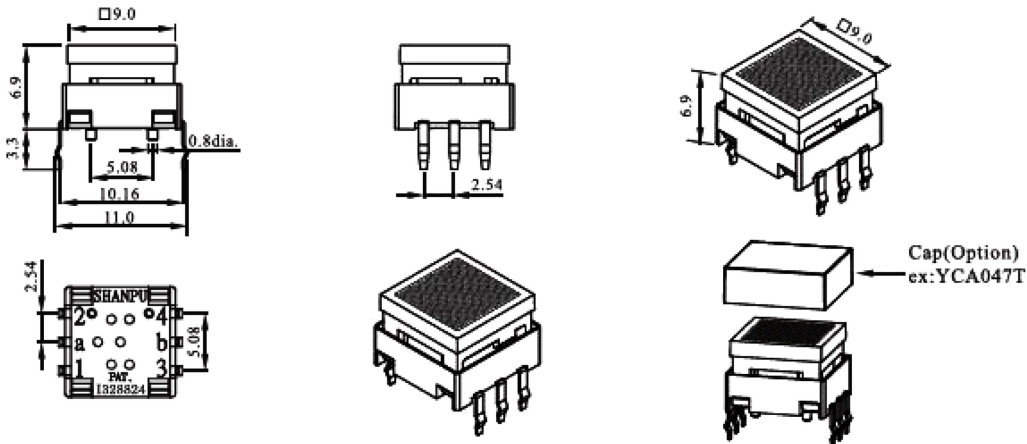
Through hole Type



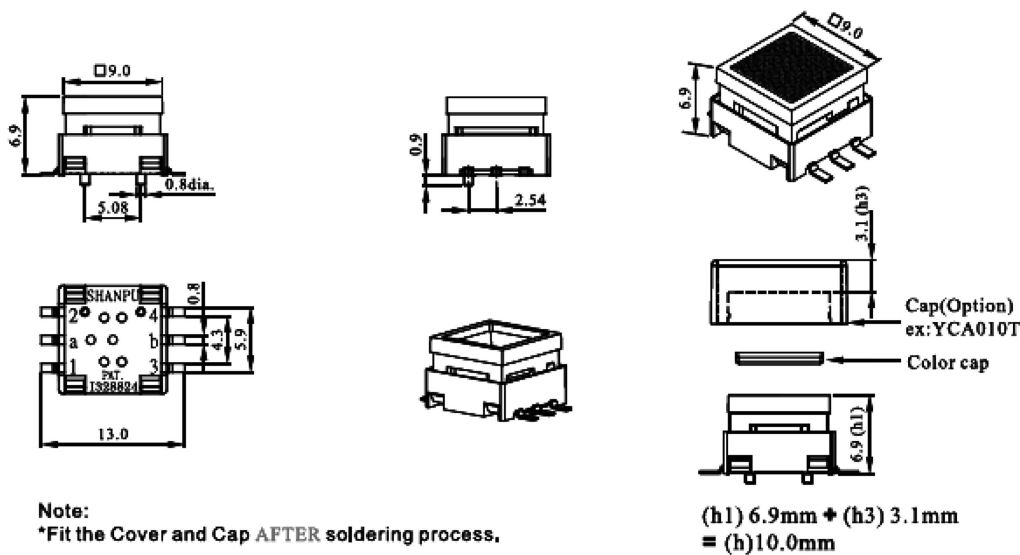
SMD Type

# SPD Series | Illuminated Tactile Switch Series

## Dimensions of SPD0P

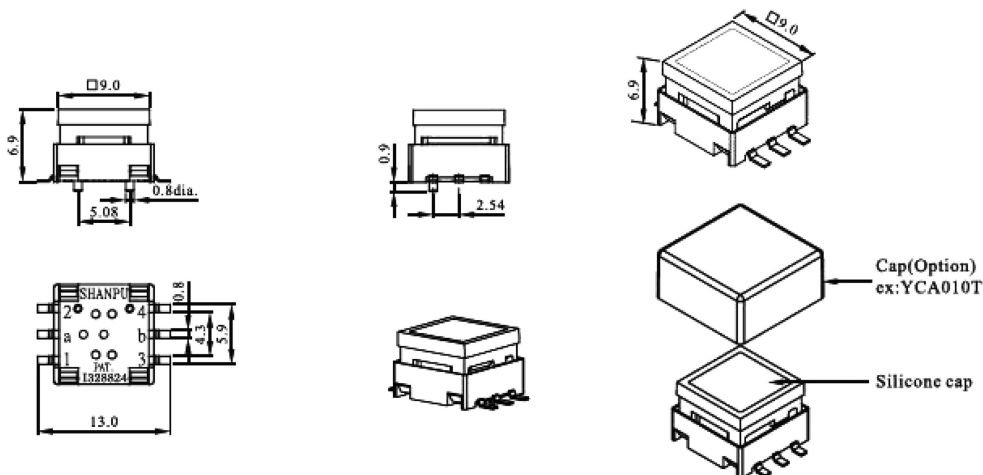


## Dimensions of SPD0T



Note:  
\*Fit the Cover and Cap AFTER soldering process.

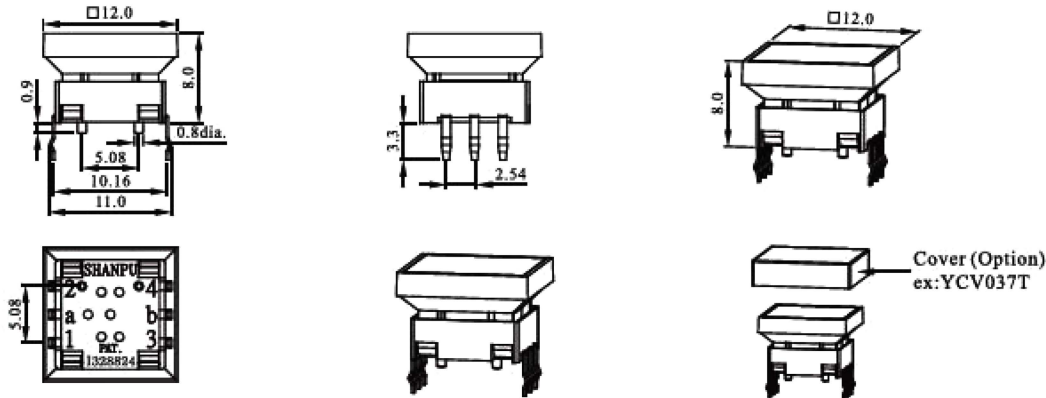
## Dimensions of SPD0C



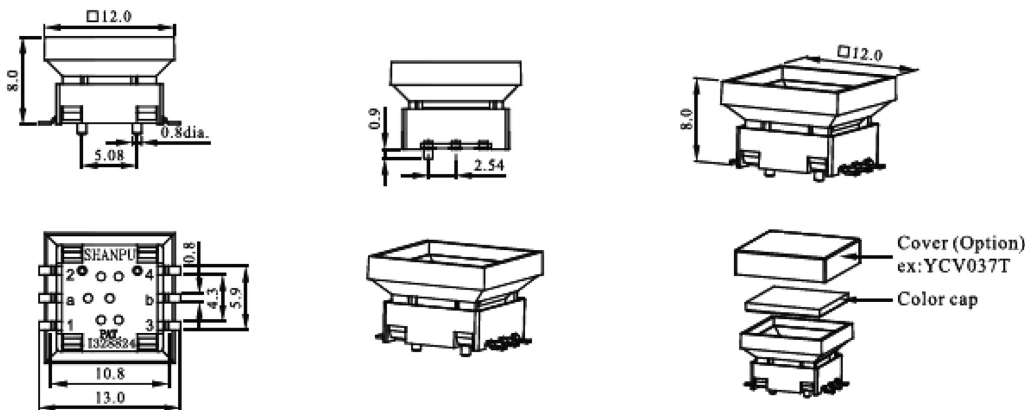
Note:  
① With silicone cap suit for pick and place machine.  
② Fit the Cover and Cap AFTER soldering process.

# SPD Series | Illuminated Tactile Switch Series

## Dimensions of SPD2P

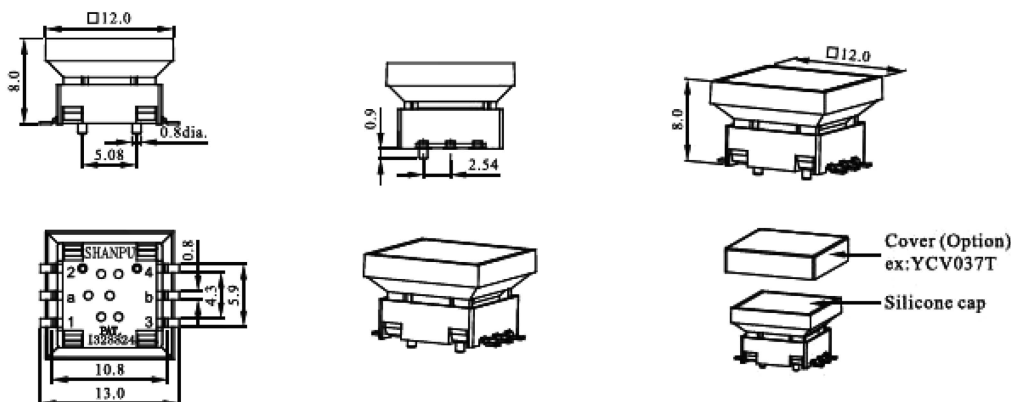


## Dimensions of SPD2T



Note:  
\*Fit the Cover and Cap AFTER soldering process.

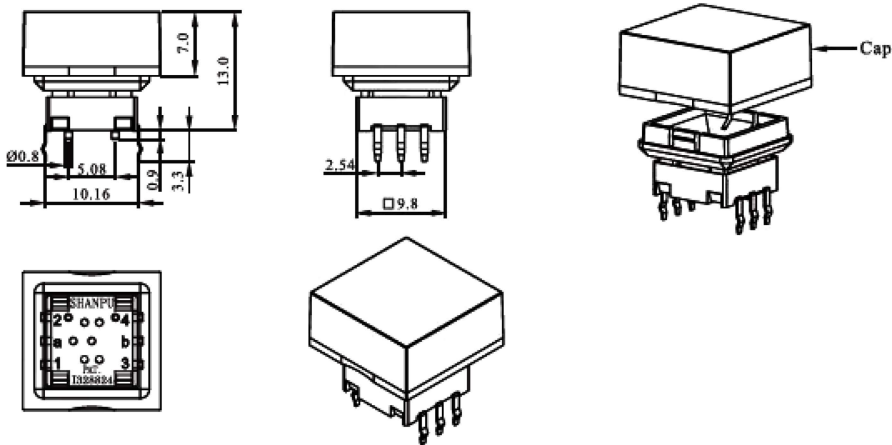
## Dimensions of SPD2C



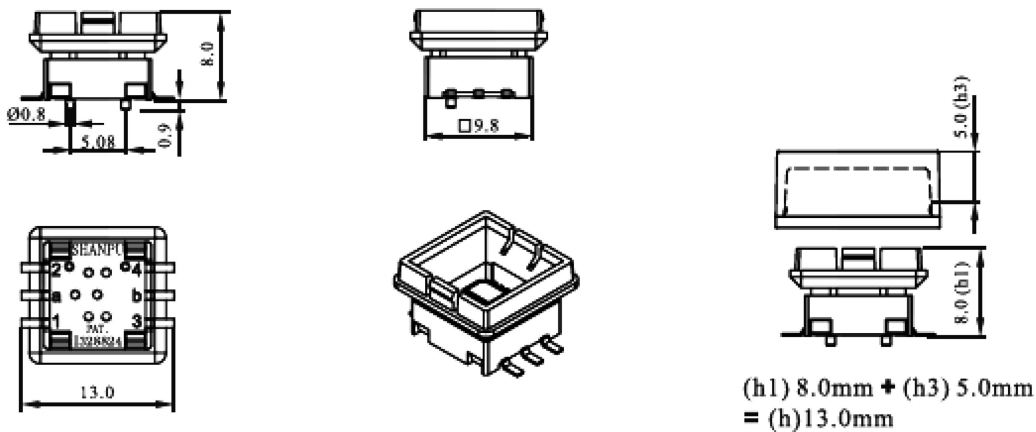
Note:  
① With silicone cap suit for pick and place machine.  
② Fit the Cover and Cap AFTER soldering process.

# SPD Series | Illuminated Tactile Switch Series

## Dimensions of SPDGP

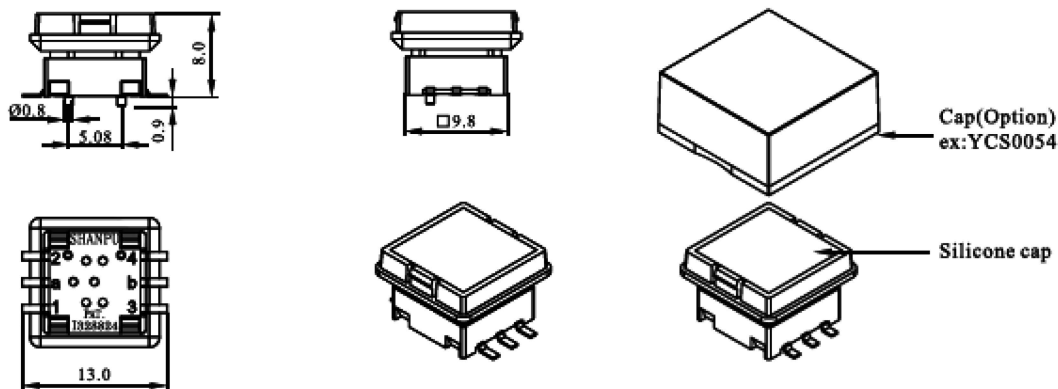


## Dimensions of SPDGT



Note:  
\*Fit the Cap AFTER soldering process.

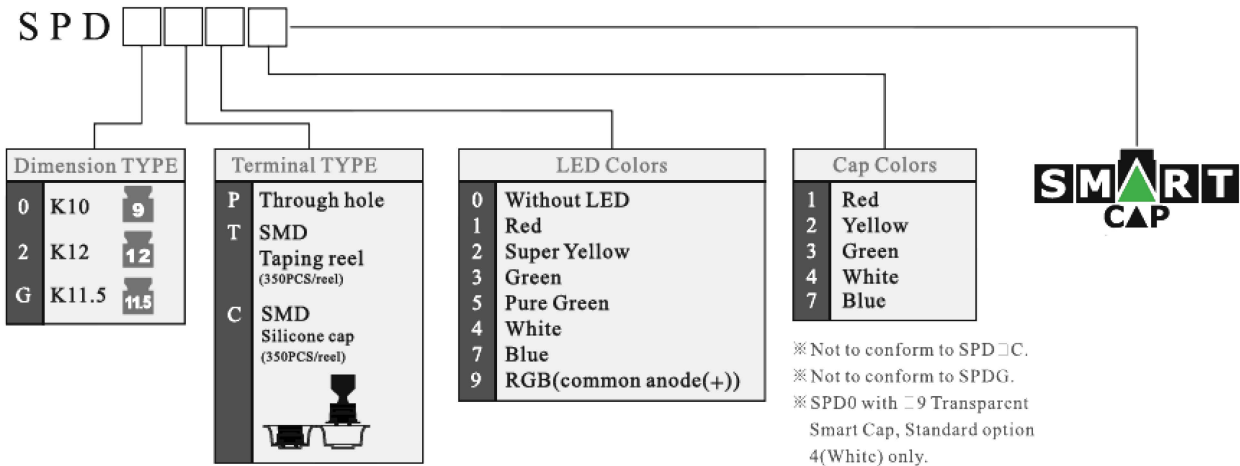
## Dimensions of SPDGC



Note:  
① With silicone cap suit for pick and place machine.  
② Fit the Cover and Cap AFTER soldering process.

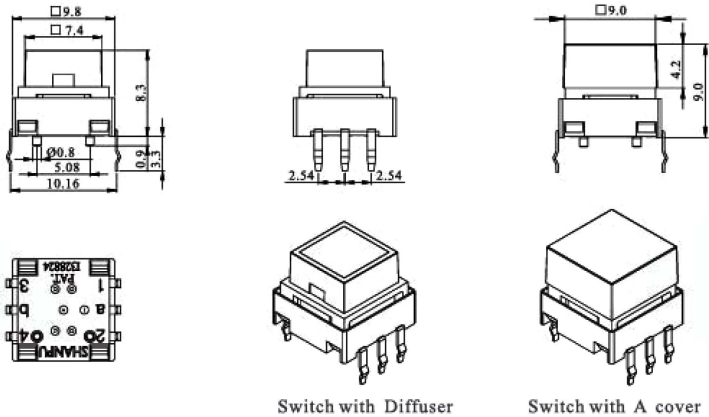
# SPD Series | Illuminated Tactile Switch Series

## How to Order

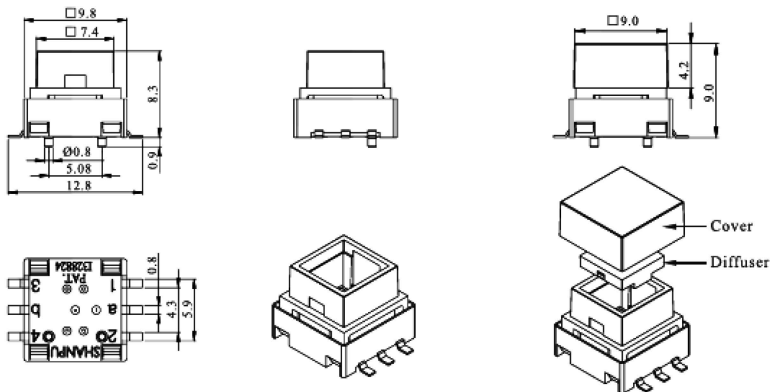


# SPD Series | Illuminated Tactile Switch Series

## Dimensions of SPDKP

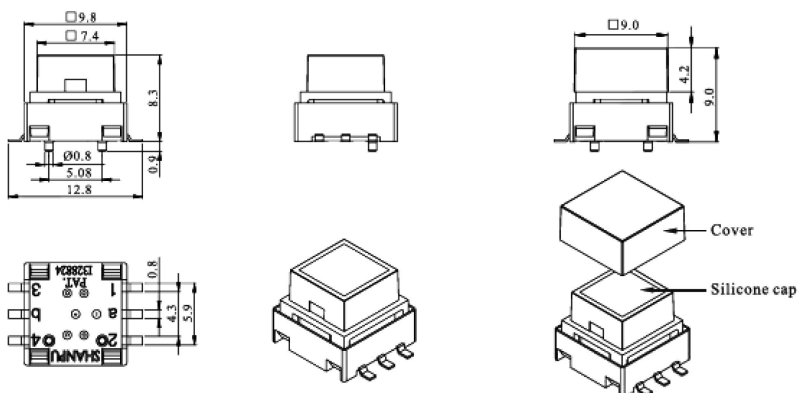


## Dimensions of SPDKT



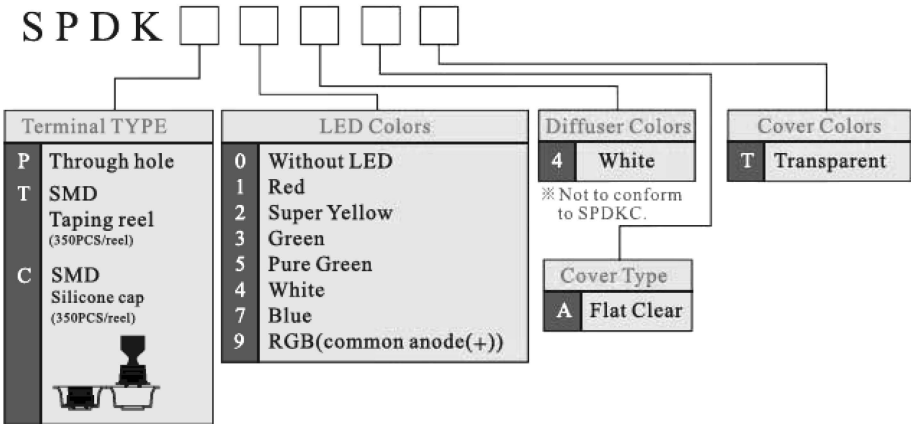
Note:  
\*Fit the Cover and Diffuser AFTER soldering process.

## Dimensions of SPDKC



Note:  
① With silicone cap suit for pick and place machine.  
② Fit the Cover and Cap AFTER soldering process.

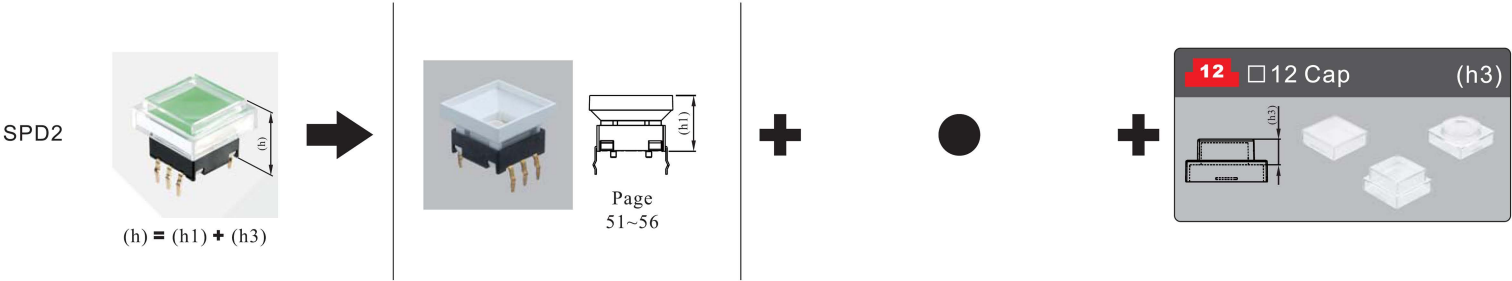
How to Order










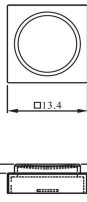
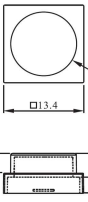


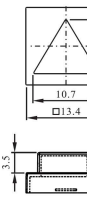






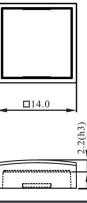
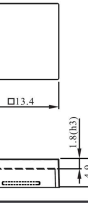
# SPD Series | Illuminated Tactile Switch Series

## SPD2



## Smart Cap Options

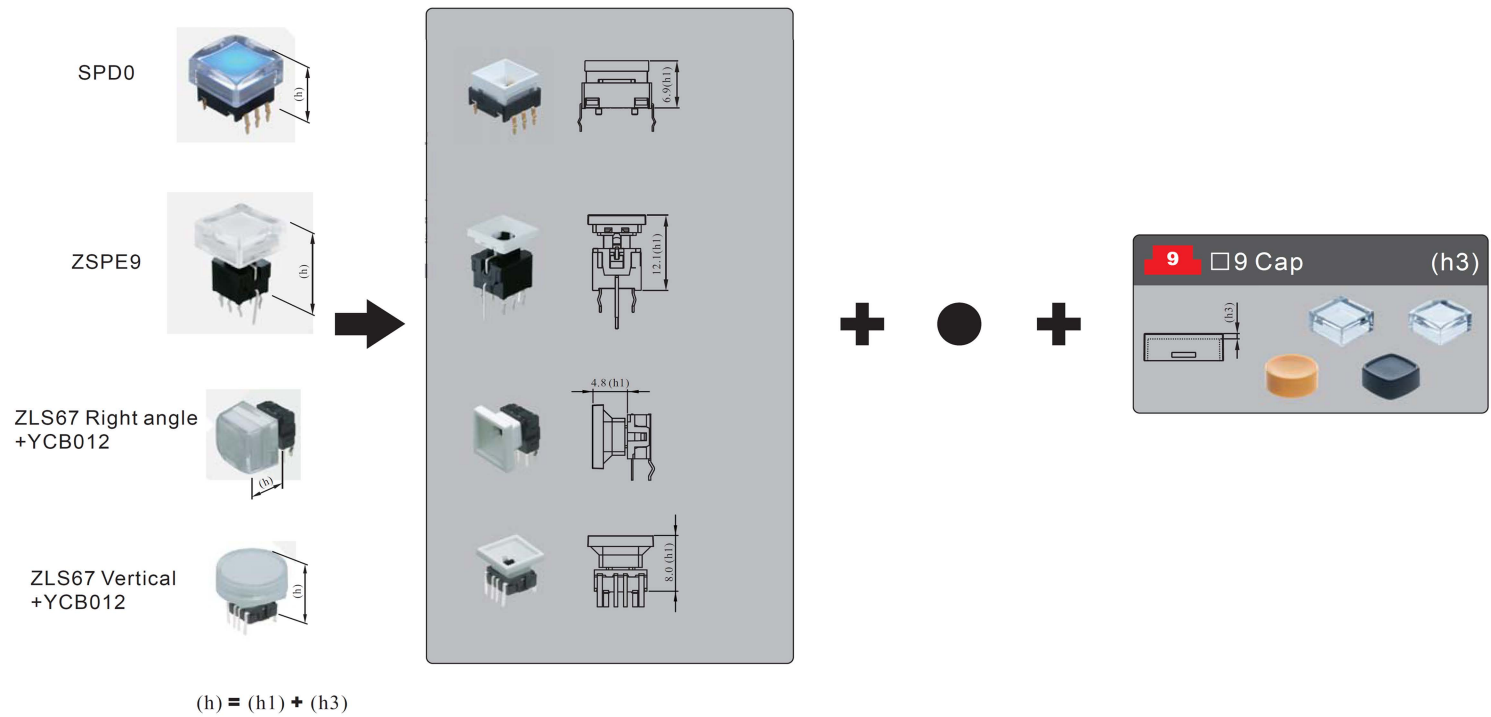
Shape						
Dimension						
Transparent	YCV037T	YCV038T	YCV039T	YCV040T	YCV041T	YCV042T
Ice	—	—	—	—	—	—
Snow	—	—	—	—	—	—
Transparent Black	—	—	—	—	—	—
Red	—	—	—	—	—	—
Yellow	—	—	—	—	—	—
Green	—	—	—	—	—	—
White	—	—	—	—	—	—
Orange	—	—	—	—	—	—
Blue	—	—	—	—	—	—
SPD2 (h)	8.8mm	10.2mm	12.2mm	10.2mm	12.2mm	12.2mm

Shape			
Dimension			
Transparent	YCV043T	YCV044T	YCV054T
Ice	—	—	—
Snow	—	—	—
Transparent Black	—	—	—
Red	—	—	—
Yellow	—	—	—
Green	—	—	—
White	YCV0434	YCV0444	—
Orange	—	—	—
Blue	—	—	—
SPD2 (h)	9.8mm	10.2mm	9.8mm







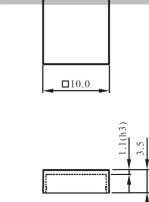
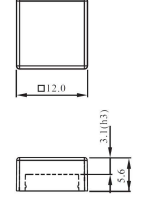
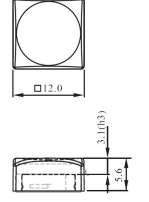
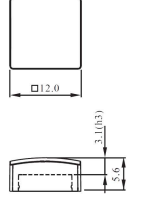
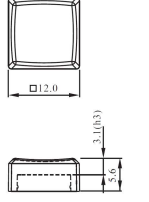
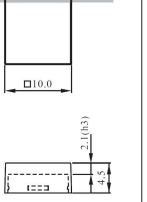


# SPD Series | Illuminated Tactile Switch Series

## SPDO







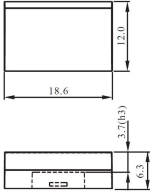
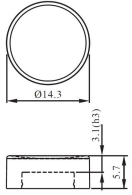
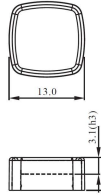
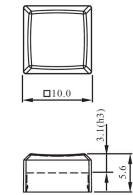
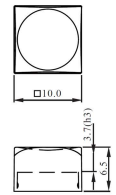





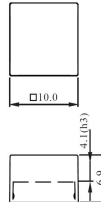
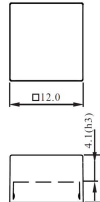
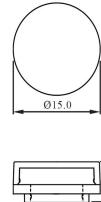
## Smart Cap Options

Shape						
Dimension						
	YCA047T	YCA010T	YCA011T	YCA012T	YCA013T	YCA070T
Transparent	—	—	—	—	—	—
Ice	—	—	—	—	—	—
Snow	—	—	—	—	—	—
Transparent Black	—	—	—	—	—	—
Red	—	—	—	—	—	—
Yellow	—	—	—	—	—	—
Green	—	—	—	—	—	—
White	YCA0474	YCA0104	YCA0114	YCA0124	YCA0134	—
Black	—	—	—	—	—	—
Orange	—	—	—	—	—	—
Blue	—	—	—	—	—	—
Grey	—	—	—	—	—	—
SPD0 (h)	8.0mm	10.0mm	10.0mm	10.0mm	10.0mm	9.0mm
ZSPE9 (h)	13.2mm	15.2mm	15.2mm	15.2mm	15.2mm	14.2mm
ZLS67 Right angle + YCB012(h)	5.9mm	7.9mm	7.9mm	7.9mm	7.9mm	8.9mm
ZLS67 Vertical + YCB012 (h)	9.1mm	11.1mm	11.1mm	11.1mm	11.1mm	10.1mm

# SPD Series | Illuminated Tactile Switch Series

## Smart Cap Options

Shape						
Dimensions						
Transparent with Diffuser	—	—	—	—	—	YCS0324
Transparent	—	—	—	—	—	YCV058T
Ice	—	—	—	—	—	—
Snow	YCA016B	YCA017B	YCA018B	YCA019B	YCA099B	—
Transparent Black	—	—	—	—	—	—
Red	YCA0161	YCA0171	YCA0181	YCA0191	—	—
Yellow	YCA0162	YCA0172	YCA0182	YCA0192	—	—
Green	YCA0163	YCA0173	YCA0183	YCA0193	—	—
White	YCA0164	YCA0174	YCA0184	YCA0194	—	—
Black	YCA0165	YCA0175	YCA0185	YCA0195	—	—
Orange	YCA0166	YCA0176	YCA0186	YCA0196	—	—
Blue	YCA0167	YCA0177	YCA0187	YCA0197	—	—
Grey	YCA0168	YCA0178	YCA0188	YCA0198	—	—
SPD0 (h)	10.6mm	10.1mm	11.0mm	10.0mm	10.0mm	10.6mm
ZSPE9 (h)	15.8mm	15.3mm	16.2mm	15.2mm	15.2mm	15.8mm
ZLS67 Right angle + YCB012(h)	8.5mm	7.9mm	8.7mm	7.9mm	7.9mm	8.5mm
ZLS67 Vertical + YCB012 (h)	11.7mm	11.1mm	11.9mm	11.1mm	11.1mm	11.7mm

Shape			
Dimension			
Transparent with Diffuser	YCS0334	YCS0404	YCS0434
Transparent	YCV059T	YCV064T	—
Ice	—	—	—
Snow	—	—	—
Transparent Black	—	—	—
Red	—	—	—
Yellow	—	—	—
Green	—	—	—
White	—	—	—
Black	—	—	—
Orange	—	—	—
Blue	—	—	—
Snow with Diffuser	YCS0424	—	—
SPD0 (h)	11.0mm	11.0mm	10.6mm
ZSPE9 (h)	16.2mm	16.2mm	15.8mm
ZLS67 Right angle + YCB012(h)	8.9mm	8.9mm	8.5mm
ZLS67 Vertical + YCB012 (h)	12.1mm	12.1mm	11.7mm