

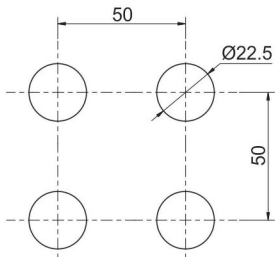
RJSPS22E SERIES

NON-ILLUMINATED PUSH BUTTON SWITCH



Push Button Switches Non-Illuminated

Installation Size



Specifications

Operating Temperature	-20 ~ 55°C			
Operating Humidity	45-85%			
Store Temperature	-45 ~ 80°C			
Store Humidity	95%RH			
Degree of Protection	IP65		IP20	
Insulation Resistance	100MΩ			
Dielectric Strength	2500 VAC		2000VAC	
Vibration Resistance	10~500Hz - 0.35mm 50m/s ²		5~55Hz 0.5mm	
	10~500Hz - 0.35mm 50m/s ²		30Hz 1.5mm	
Shock Resistance	150m/s ²		100m/s ²	
	1000m/s ²		100m/s ²	
Mechanical Life	250,000	5,000,000	250,000	250,000
		1,000,000	100,000	100,000
Electrical Life	100,000		100,000	
			50,000	

Contact Ratings

Rated insulation voltage		600V			
Rated current		10A			
Rated voltage		24V	120V	240V	380V
AC (50/60Hz)	(AC-12)	10A	10A	6A	2A
	(AC-15)	10A	6A	3A	1.9A
DC	(DC-12)	8A	2.2A	1.1A	-
	(DC-13)	4A	1.1A	0.55A	-

LED Ratings

Unit type	Operating Voltage	Current consumption	Colour Code	
LSED-6②	6V AC/DC	10mA(A, R, Y); 7mA(G, PW, S)	K	Black
LSED-1②	12V AC/DC	14mA(A, R, Y); 13mA(G, PW, S)	G	Green
LSED-2②	24V AC/DC	14mA(A, R, Y); 13mA(G, PW, S)	R	Red
LSED-H②	110V AC/DC	5mA	B	Blue
LSED-M3②	230/240V AC/DC	3mA	W	White
			Y	Yellow

How to Order:




Mounting Size	Operation Type	Operation Characteristic	Contact Structure	Colour	Voltage	M
Ø22	Indicator Momentary Maintained E-stop E-stop (Protective cover)	Round Mushroom without LED Extended without LED Extended with LED Flush with LED Mushroom with LED Flush Flush with lettering Sphere Indicator	NO NC 2NO NC NO+NC without contact (onlyIndicator)	K Black G Green R Red B Blue W White Y Yellow	24VDC 12VDC 6.3VDC 110VAC 220VAC	Metal

RJSPS22E SERIES

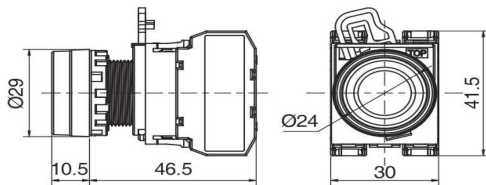
NON-ILLUMINATED PUSH BUTTON SWITCH



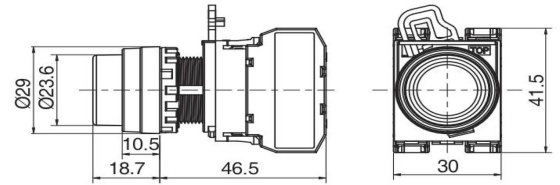
Push Button Switch (Non-Illuminated)

Product	Function	Contact	Model	Colour
Flush Flat head 	Momentary	1NO	RJSPS22E -2110	<ul style="list-style-type: none"> K Black G Green R Red B Blue W White Y Yellow
		1NC	RJSPS22E -2101	
		2NO	RJSPS22E -2120	
		2NC	RJSPS22E -2102	
		1NO+1NC	RJSPS22E -2111	
	Latching	1NO	RJSPS22E -3110	
		1NC	RJSPS22E -3101	
		2NO	RJSPS22E -3120	
		2NC	RJSPS22E -3102	
		1NO+1NC	RJSPS22E -3111	
Extended / High Head 	Momentary	1NO	RJSPS22E -2510	
		1NC	RJSPS22E -2501	
		2NO	RJSPS22E -2520	
		2NC	RJSPS22E -2502	
		1NO+1NC	RJSPS22E -2511	
	Latching	1NO	RJSPS22E -3510	
		1NC	RJSPS22E -3501	
		2NO	RJSPS22E -3520	
		2NC	RJSPS22E -3502	
		1NO+1NC	RJSPS22E -3511	
Ø40mm Mushroom head 	Momentary	1NO	RJSPS22E -2410	
		1NC	RJSPS22E -2401	
		2NO	RJSPS22E -2420	
		2NC	RJSPS22E -2402	
		1NO+1NC	RJSPS22E -2411	
	Latching	1NO	RJSPS22E -3410	
		1NC	RJSPS22E -3401	
		2NO	RJSPS22E -3420	
		2NC	RJSPS22E -3402	
		1NO+1NC	RJSPS22E -3411	

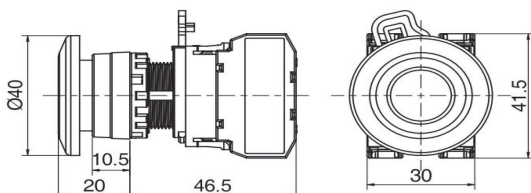
Flat Head



High Head



Mushroom Head





RJSPS22E SERIES

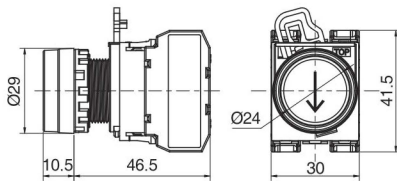
NON-ILLUMINATED PUSH BUTTON SWITCH



Push Button Switch (Non-Illuminated)

Product	Function	Contact	Model	Colour
Flush Flat head 	Momentary	1NO	RJSPS22E -2110-SJT	<ul style="list-style-type: none"> K Black G Green R Red B Blue W White Y Yellow
		1NC	RJSPS22E -2101-SJT	
		2NO	RJSPS22E -2120-SJT	
		2NC	RJSPS22E -2102-SJT	
		1NO+1NC	RJSPS22E -2111-SJT	
	Latching	1NO	RJSPS22E -3110-SJT	
		1NC	RJSPS22E -3101-SJT	
		2NO	RJSPS22E -3120-SJT	
		2NC	RJSPS22E -3102-SJT	
		1NO+1NC	RJSPS22E -3111-SJT	
Extended / High Head 	Momentary	1NO	RJSPS22E -2110-DJT	
		1NC	RJSPS22E -2101-DJT	
		2NO	RJSPS22E -2120-DJT	
		2NC	RJSPS22E -2102-DJT	
		1NO+1NC	RJSPS22E -2111-DJT	
	Latching	1NO	RJSPS22E -3110-DJT	
		1NC	RJSPS22E -3101-DJT	
		2NO	RJSPS22E -3120-DJT	
		2NC	RJSPS22E -3102-DJT	
		1NO+1NC	RJSPS22E -3111-DJT	

Flat Head



High Head

