



LED Lamp Head Indicators

- Flush
- Flush Marking
- Domed Marking

Specifications

Operating Temperature	-20 ~ 55℃			
Operating Humidity	45-85%			
Store Temperature	-45 ~ 80℃			
Store Humidity	95%RH			
Degree of Protection	IP65		IP20	
Insulation Resistance	100M Ω			
Dielectric Strength	2500 VAC		2000VAC	
Vibration Resistance	10~500Hz - 0.35mm 50m/s ²		5~55Hz 0.5mm	
	10~500Hz - 0.35mm 50m/s ²		30Hz 1.5mm	
Shock Resistance	150m/s ²		100m/s ²	
	1000m/s ²		100m/s ²	
Mechanical Life	250,000	5,000,000	250,000	250,000
		1,000,000	100,000	100,000
Electrical Life	100,000		100,000	
			50,000	

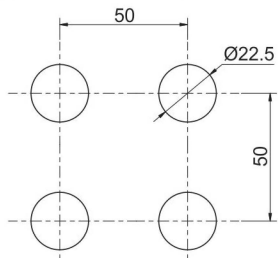
Contact Ratings

Rated insulation voltage		600V			
Rated current		10A			
Rated voltage		24V	120V	240V	380V
	AC (50/60Hz)				
	(AC-12)	10A	10A	6A	2A
	(AC-15)	10A	6A	3A	1.9A
DC	(DC-12)	8A	2.2A	1.1A	-
	(DC-13)	4A	1.1A	0.55A	-

LED Ratings

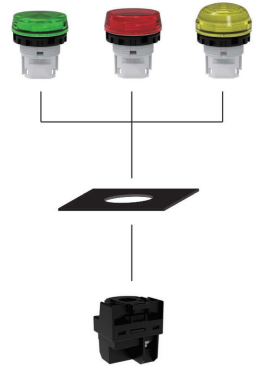
Unit type	Operating Voltage	Current consumption	Colour Code	
LSED-6②	6V AC/DC	10mA(A, R, Y); 7mA(G, PW, S)	K	Black
LSED-1②	12V AC/DC	14mA(A, R, Y); 13mA(G, PW, S)	G	Green
LSED-2②	24V AC/DC	14mA(A, R, Y); 13mA(G, PW, S)	R	Red
LSED-H②	110V AC/DC	5mA	B	Blue
LSED-M3②	230/240V AC/DC	3mA	W	White
			Y	Yellow




Installation Size



How to Order:

Mounting Size	Operation Type	Operation Characteristic	Contact Structure	Colour	Voltage	M
Ø22	Indicator Momentary Maintained E-stop E-stop (Protective cover)	Round Mushroom without LED Extended without LED Extended with LED Flush with LED Mushroom with LED Flush Flush with lettering Sphere Indicator	NO NC 2NO NC NO+NC without contact (onlyIndicator)	K Black G Green R Red B Blue W White Y Yellow	24VDC 12VDC 6.3VDC 110VAC 220VAC	Metal



Product Appearance	Illuminated Type	Voltage	Model	Colour
Flush 	With LED	6V AC/DC	RJSPS22E-1TO	K Black G Green R Red B Blue W White Y Yellow
		12V AC/DC	RJSPS22E-1TO	
		110V AC/DC	RJSPS22E-1TO	
		230/240V AC/DC	RJSPS22E-1TO	
Flush Marking 	With LED	6V AC/DC	RJSPS22E-1WO	
		12V AC/DC	RJSPS22E-1WO	
		110V AC/DC	RJSPS22E-1WO	
		230/240V AC/DC	RJSPS22E-1WO	
Flush Marking 	With LED	6V AC/DC	RJSPS22E-1AO	
		12V AC/DC	RJSPS22E-1AO	
		110V AC/DC	RJSPS22E-1AO	
		230/240V AC/DC	RJSPS22E-1AO	

