

Emergency Stop Switches



LED Ratings

Rated Voltage	Current
5V DC ± 5%	8mA
6V AC/DC (± 10%)	AC: A, R, W, Y: 8mA
	G, S: 7mA
12V AC/DC (± 10%)	DC: A, R, W, Y: 6mA
	G, S: 5mA
24V AC/DC (± 10%)	AC: 9mA    DC: 8mA












Contact Ratings

Working voltage		24V	110V	220V
AC (50/60Hz)	Resistive	—	1.0A	0.5A
	Inductive	—	0.7A	0.5A
DC	Resistive	1.0A	0.2A	—
	Inductive	0.7A	0.1A	—







Specifications

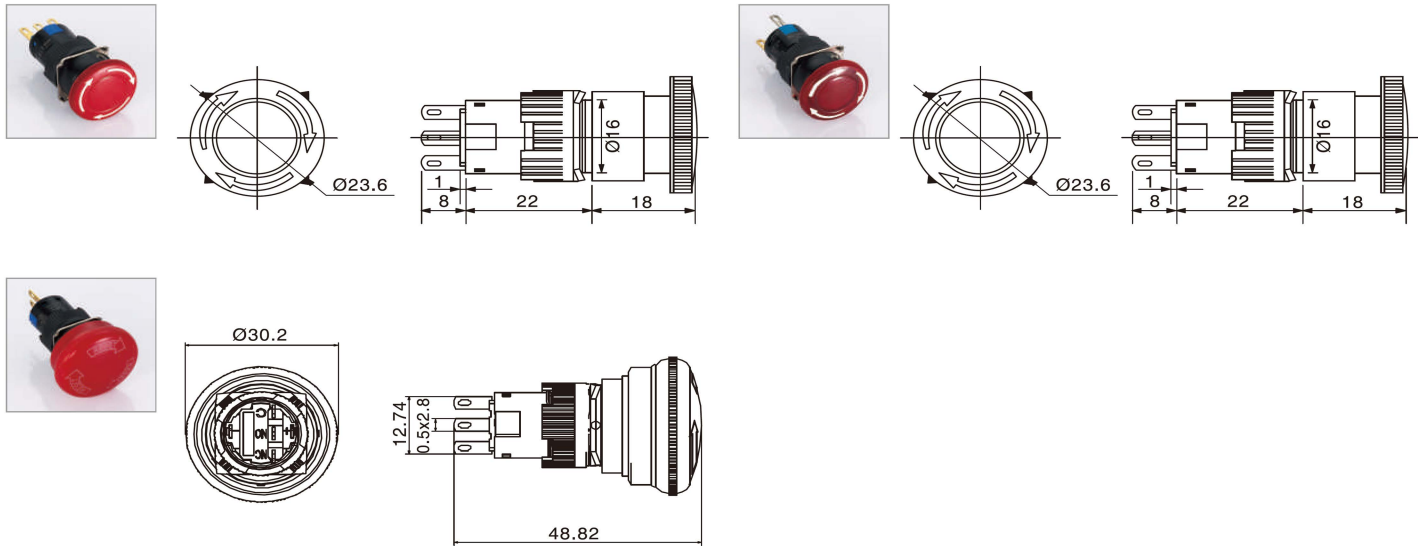
Degree of Protection	IP 65 Watertight /Oiltight
Contact Configuration	Single Pole, Double Pole
Maximum Voltage	250V AC/DC
Thermal Current	5A
Minimum Applicable Load	5V AC/DC, 1mA
Contact Material	Gold-plated silver
Terminal Style	.110" Solder/Quick Connect
Operating Temperature	−25°Cto +55°C
Operating Humidity	45 to 85% RH
Contact Resistance	50MΩ maximum
Insulation Resistance	100MΩ minimum (500V DC megger)
Vibration Resistance	10 to 55Hz, amplitude 1.2mm p-p
Degree of Protection	>10g
Electrical Life	100,000 operations minimum (at full rated load)
Mechanical Life	Maintained: 1,000,000 operations minimum Momentary: 1,000,000 operations minimum Selecotr /Keylock: 250, 000 operations minimum
Dielectric Strength	Switch Unit: 2,000V AC, 1min. between live/dead part and terminals of different poles; 1,000V AC, 1 minute between terminals of the same pole; 1,500V AC, 1 minute between contact and lamp terminals. Illumination Unit: 2,000V AC, 1min. between live Part/ground
Soldering Temperature	20W/5 Seconds or 260C/3 seconds

How to Order

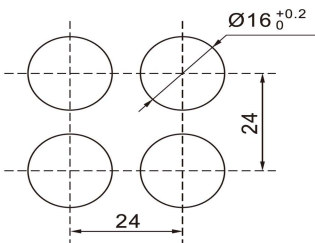
RJSPS16A	—					
		Operation Style	Operation Characteristic	Contact Structure	Colour	Voltage
		Momentary	Round	Nil	 Red	24VDC
			Square	SPDT(1a+1b)	 Green	12VDC
			Rectangle	DPDT(2a+2b)	 Yellow	6.3VDC
		Latching	Round (LED)	TPDT(3a+3b)	 White	110VAC
			Square (LED)	H: Maintained	 Blue	220VAC
			Rectangle (LED)	Only Mushroom	 Orange	

Emergency Stop Switches

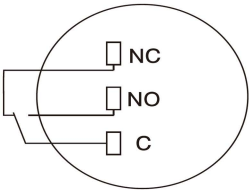
Product appearance	Contact	Model
<div>Round</div> <div></div> <div></div>	SPDT	RJSPS16A EMERGENCY STOP -811
	DPDT	RJSPS16A EMERGENCY STOP -812
<div>Round</div> <div></div> <div></div>	SPDT	RJSPS16A ILLUMINATED EMERGENCY STOP -871
	DPDT	RJSPS16A ILLUMINATED EMERGENCY STOP -872
<div>Round</div> <div></div> <div></div>	SPDT	RJSPS16A EMERGENCY STOP -811-N
	DPDT	RJSPS16A EMERGENCY STOP -812-N



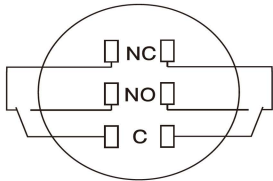
□ E-stop shape size



Mushroom /Large square



SPDT



DPDT