






## Technical Parameter

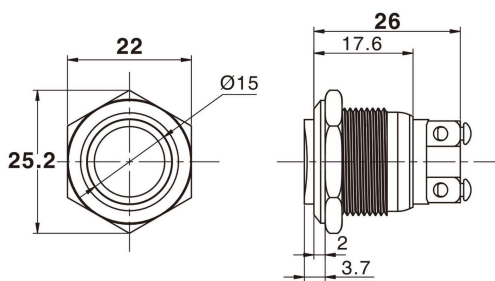
|                         |  |
|-------------------------|--|
| Degree of Protection    | IP67   |
| Contact Type            | 1 NO   |
| Maximum Voltage         | 250V AC/DC   |
| Thermal Current         | 2A   |
| Minimum Applicable Load | 5V AC/DC, 1mA  |
| Contact material        | Silver plated  |
| Terminal Style          | .110" Solder / Quick Connect   |
| Operating Temperature   | -25°C to +55°C   |
| Operating Humidity      | 45 to 85% RH   |
| Contact Resistance      | 50mΩ maximum   |
| Insulation Resistance   | 100mΩ minimum (500VDC megger)  |
| Vibration Resistance    | 10 to 55Hz, amplitude 1.5mm p-p  |
| Degree of Protection    | >10g   |
| Electrical Life         | 100,000 operations minimum (at full rated load)  |
| Mechanical Life         | Maintained: 300,000 operations minimum<br>Momentary: 1,000,000 operations minimum  |
| Dielectrical Life       | Switch Unit: 2,000V AC, 1 min. between live/dead part and terminals of different poles;<br>1,000V AC, 1 minute between terminals of the same pole;<br>1,500V AC, 1 minute between contact and lamp terminals.<br>Illumination Unit: 2,000V AC, 1 min. between live part/ground |
| Soldering Temperature   | 20W/5 seconds or 260°C/3 seconds   |

## Contact Ratings

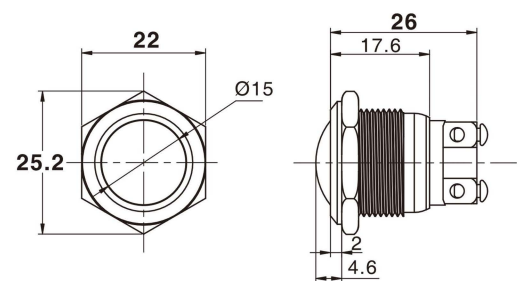
|                                 |               |   |      |      |      |
|---------------------------------|---------------|---|------|------|------|
| Rated insulation voltage        |               | 250V  |      |      |      |
| Heating current I <sub>th</sub> |               | 3A    Temperature does not exceed the maximum allowed current |      |      |      |
| Rated voltage                   |               | 24V   | 110V | 220V |      |
| Rated current                   | AC<br>50/60Hz | Resistive load  | 2A   | 1A   | 0.5A |
|                                 |               | Inductive load  | -    | -    | -    |
|                                 | DC            | Resistive load  | 0.7A | 0.2A | 0.1A |
|                                 |               | Inductive load  | -    | -    | -    |
| Contact material                |               | Silver nickel oxide   |      |      |      |

| Product appearance  | Illuminated type | Operation | Contact | Model                   | Material   |
|---|------------------|-----------|---------|-------------------------|--|
| Flat round<br>       | Without LED      | Momentary | 1NO     | <b>RJS1N1S-19-F-67J</b> | BS - BRUSHED STEEL<br>BLK - BLACK ANODISED<br>CUSTOM FINISHES (subject to MOQ's) |
| High round<br>       | Without LED      | Momentary | 1NO     | <b>RJS1N1S-19-H-67J</b> |  |
| Ball head round<br> | Without LED      | Momentary | 1NO     | <b>RJS1N1S-19-B-67J</b> |  |

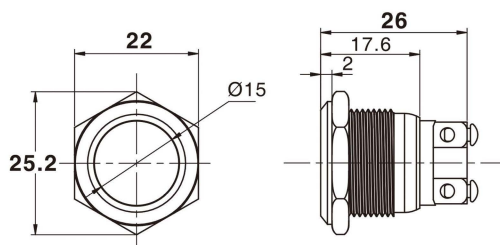
**RJS1N1S-19-H-67J**



**RJS1N1S-19-B-67J**



**RJS1N1S-19-F-67J**



Wiring available subject to MOQ\*  
 Contact us for more information  
 +44 (0)1234 213600 | sales@rjselectronics.com

