

# Pushbutton Switches Series **SPC/SPCG**



### General Specifications

Circuit	: SPDT or DPDT
Rating	: 3A 125/250V AC or 3A 30VDC
Contact Resistance	: 50 m Ohm Max(initial)
Insulation Resistance	: 200 M Ohm Min
Operating Force	: Single pole: 190gf±50gf Double pole: 200gf±50gf
Total Travel	: 2.3mm±0.5mm
Mechanical Life	: 1,000,000 cycles min. for Momentary. 200,000 cycles min. for Alternate.
Electrical Life	: 10,000 cycles min. for silver alloy contact
Operating Temperature	: -25°C ~ +50 °C
Function	: Momentary or Alternate

### Material

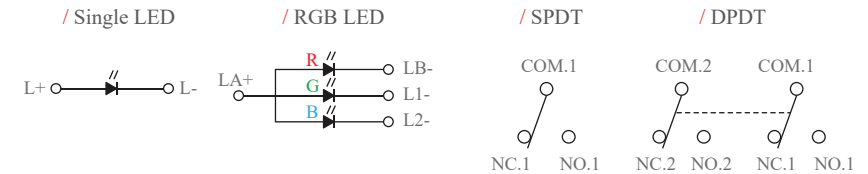
Cap	: Polycarbonate(PC)
Housing	: Polyamide (PA)
Snap-in Frame	: Stainless steel
Switch/LED Terminal	: Phosphor bronze (PBS) with gold plating
Movable Contacts	: Silver alloy
Spring	: Piano wire
Base	: Polyamide(PA)
LED	: Surface type LED

### Features

- Bright LEDs of Single, RGB colors available.
- Full face illumination plus in square or rectangular models.
- Combination of PCB mounting and Panel snap-in.
- Small and short body for mounting in tight spaces.
- Snap-action contact mechanism.
- Momentary and Alternate available.

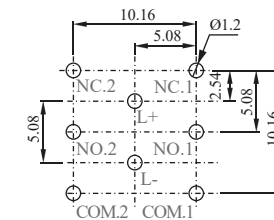
PAT. I 328825  
PAT. ZL 2007 2 0141337. X

### Contact Configuration

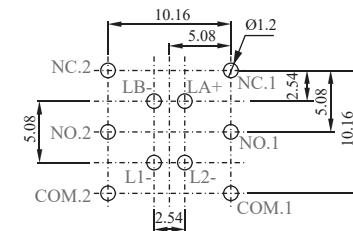


### PCB Layout

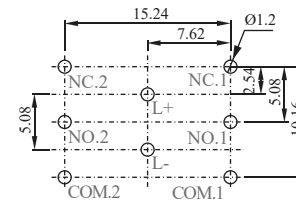
/ Single LED (Square Type)



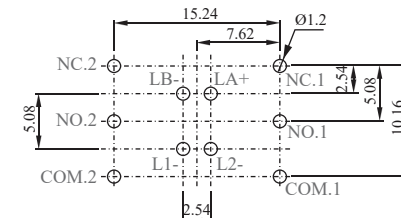
/ RGB LED (Square Type)



/ Single LED (Rectangular Type)



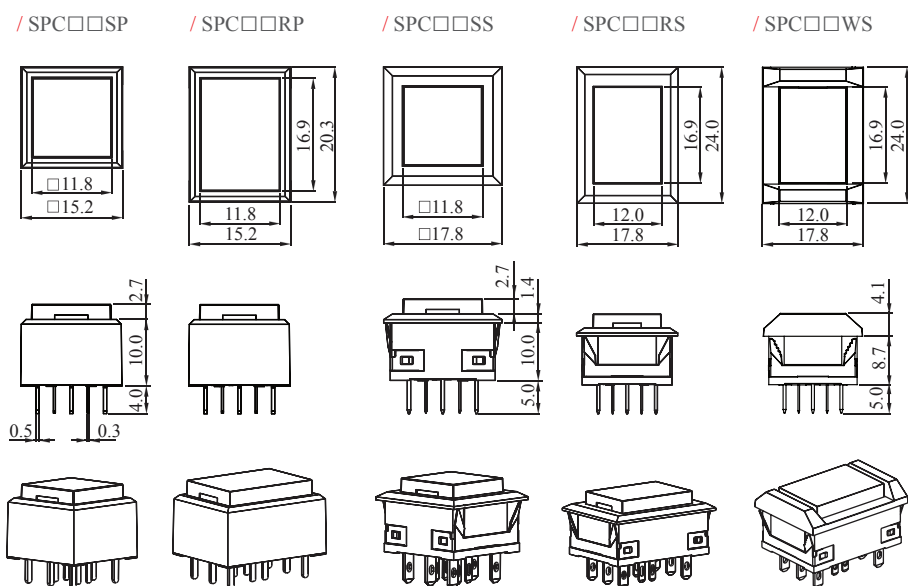
/ RGB LED (Rectangular Type)



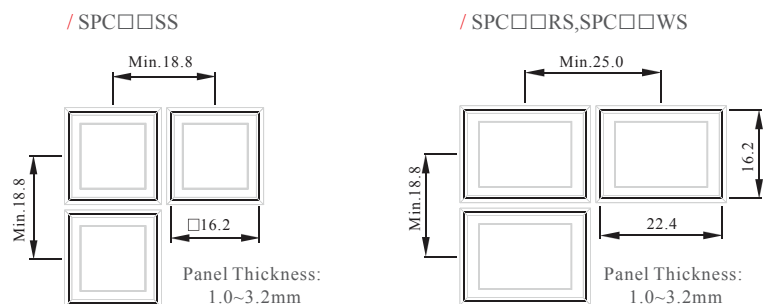
Note:  
Single & Double Pole: Single pole do not have terminal Com2, NO.2. and NC2

# Pushbutton Switches Series **SPC/SPCG**

## Dimension



## Panel cutting



## How to order

SPC

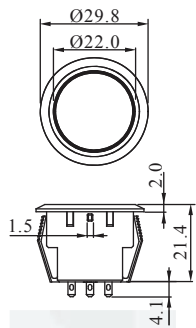
Function Code		CAP & Diffuser Color		LED Colors	
MS	Momentary, SPDT	T	Transparent cap & White diffuser	00	Without LED
MD	Momentary, DPDT	T1	Red Transparent cap & White diffuser	<b>Single Colors</b>	
AS	Alternate, SPDT	T2	Yellow Transparent cap & White diffuser	01	Red
AD	Alternate, DPDT	T3	Green Transparent cap & White diffuser	S2S	Super Yellow
I	Indicator	T4	Blue Transparent cap & White diffuser	P3S	Pure Green
		T5	Black Transparent cap & White diffuser	7S	Blue
		T6	Transparent cap & Red diffuser	4S	White
		T7	Blue Transparent cap & White diffuser	<b>Tri-colors LED</b>	
		1T	Transparent cap & Red diffuser	RGB	RGB Full color
		2T	Transparent cap & Yellow diffuser		
		3T	Transparent cap & Green diffuser		
		6T	Transparent cap & Orange diffuser		
		7T	Transparent cap & Blue diffuser		

EXAMPLE : SPCMSST-1P3

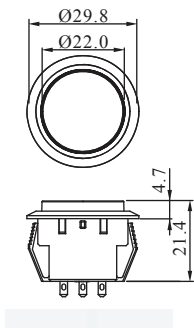
# Pushbutton Switches Series **SPC/SPCG**

## Dimension (SPCGS)

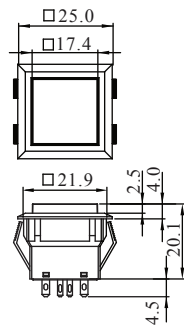
/ SPCGSA  
ex:AFC Cap




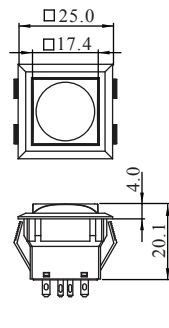
/ SPCGSB  
ex:AFC Cap



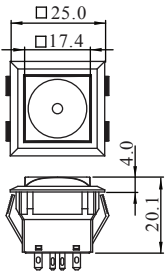
/ SPCGSC  
ex:A Cap



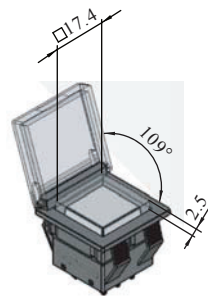
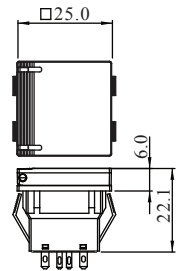
/ SPCGSC  
ex:B Cap



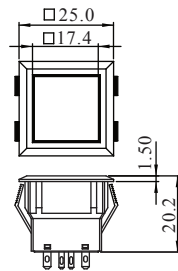
/ SPCGSC  
ex:C Cap



/ SPCGSD  
ex:A Cap

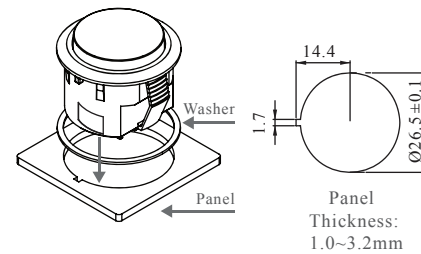


/ SPCGSE  
ex:A Cap

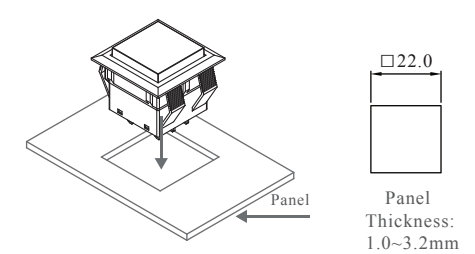


## Panel Cutting & Installation Notes (SPCGS)

/ SPCGSA, SPCGSB



/ SPCGSC, SPCGSD, SPCGSE



## How to order

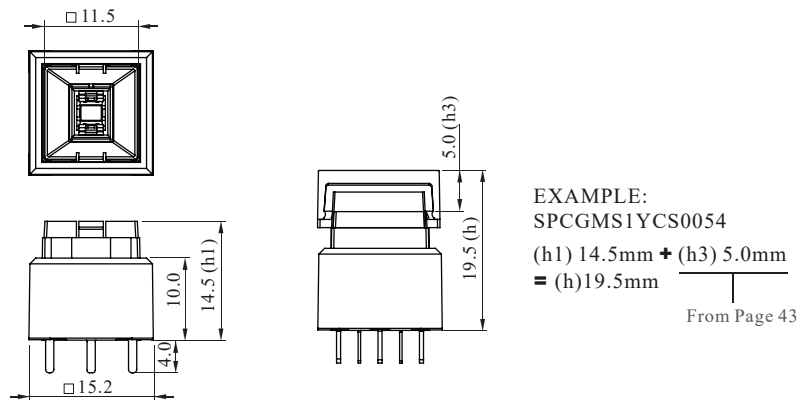
**SPCGS** [ ] [ ] [ ] [ ] [ 5 ] [ ] [ ] [ ] [ ]

Button Convex/Flat		LED Colors		Housing Color		Cap Style / Color	
A	Round Flat	0	Without LED	5	Black	AFC	Ø22.0 Round Flat / Clear
B	Round Convex	<b>Single Colors</b>				AFCC	Ø22.0 Round Flat / Clear Black
C	Square Convex	1	Red			A	□17.4 Square Flat / Clear
D	Square Convex Protective	2	Super Yellow			B	□17.4 Square Concave / Clear
E	Square Flat	4	White			C	□17.4 Square Spot key / Clear
		5	Pure Green				
		7	Blue				
		<b>Tri-colors LED</b>					
		9	RGB Full color				

EXAMPLE:  
SPCGSAMD95AFCC

# Pushbutton Switches Series **SPC/SPCG**

## Dimension (SPCG)



## How to order (SPCG)

