



36×25.2×21

## Features

- Small size and light weight.
- Heavy contact load (30A).
- Blade fuse design.
- Suitable for automobile and lamp accessories application.
- Insert mounting ,With metal frame.

## Ordering Information

**NVFS**   **A**   **15**   **DC12V**

1

2

3

4

1 Part number: NVFS  
2 Contact arrangement: A:1A

3 Contact rating: 15:15A/14VDC; 30:30A/14VDC  
4 Coil rated Voltage(V): DC: 6,12,24

## Contact Data

Contact Arrangement		1A(SPSTNO)	
Contact Material		AgSnO <sub>2</sub>	
Contact Rating (Resistive)		15A, 30A/14VDC	
Max. Switching Power		420W	
Max. Switching Voltage		30VDC	Max. Switching Current:30A
Voltage Drop(Initial)		Typ. 50mV(at 10A)	Item 4.12 of IEC 61810-7
Operation Life	Electrical	1×10 <sup>5</sup>	Item 4.30 of IEC 61810-7
	Mechanical	1×10 <sup>7</sup>	Item 4.31 of IEC 61810-7

## Coil Parameter

Dash numbers	Coil voltage VDC		Coil resistance Ω ± 10%	Pick-up voltage VDC(max) (65%of rated voltage )	Drop-out voltage VDC(min) (20% of rated voltage)	Coil power W	Operate time ms	Release time ms
	Rated	Max.						
006-1800	6	7.8	20	3.9	1.2	1.8	≤7	≤5
012-1800	12	15.6	80	7.8	2.4			
024-1800	24	31.2	320	15.6	4.8			

**CAUTION:** 1.The use of any coil voltage less than the rated coil voltage will compromise the operation of the relay.  
2.Pickup and release voltage are for test purposes only and are not to be used as design criteria.

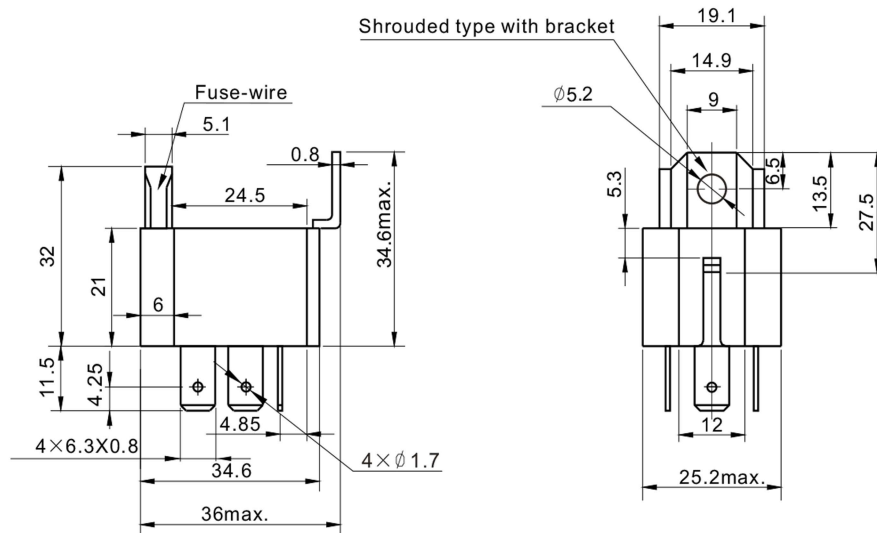


## Characteristics

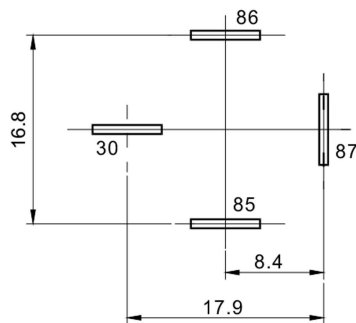
Insulation Resistance	100M $\Omega$ min (at 500VDC)	Item 4.11 of IEC 61810-7
Dielectric Strength Between Contacts Between Contact and Coil	50Hz 500V 50Hz 750V	Item 4.9 of IEC 61810-7 Item 4.9 of IEC 61810-7
Shock Resistance	147m/s <sup>2</sup> 11ms	Item 4.26 of IEC 61810-7
Vibration Resistance	10Hz~40Hz Double amplitude 1.27mm	Item 4.28 of IEC 61810-7
Terminals Strength	10N	Item 4.24 of IEC 61810-7
Ambient Temperature	-40°C~105°C	
Relative Humidity	5% to 85%	Item 4.16 of IEC 61810-7
Mass	32g	Item 4.7 of IEC 61810-7

## Dimensions

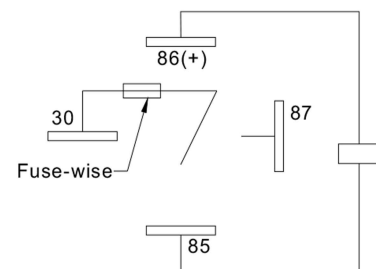
mm



Dimensions



Mounting (Bottom view)



Wiring diagram (Bottom view)

**CAUTION:** In case of no tolerance shown in outline dimension: outline dimension  $\leq 1\text{mm}$ , tolerance should be  $\pm 0.2\text{mm}$ ; outline dimension  $> 1\text{mm}$  and  $\leq 5\text{mm}$ , tolerance should be  $\pm 0.3\text{mm}$ ; outline dimension  $> 5\text{mm}$ , tolerance should be  $\pm 0.4\text{mm}$ .