

SPECIFICATIONS

CONTACT RESISTANCE: 50mΩmax. initial .

MECHANICAL LIFE: 20,000 cycles.

INSULATION RESISTANCE: 1,000 MΩ min.

DIELECTRIC STRENGTH: 1,000 Vrms min. @sea level.

OPERATING TEMPERATURE: -40°C to 80°C.

MATERIALS

CASE: PBT,white.

ACTUATOR: PBT,black .

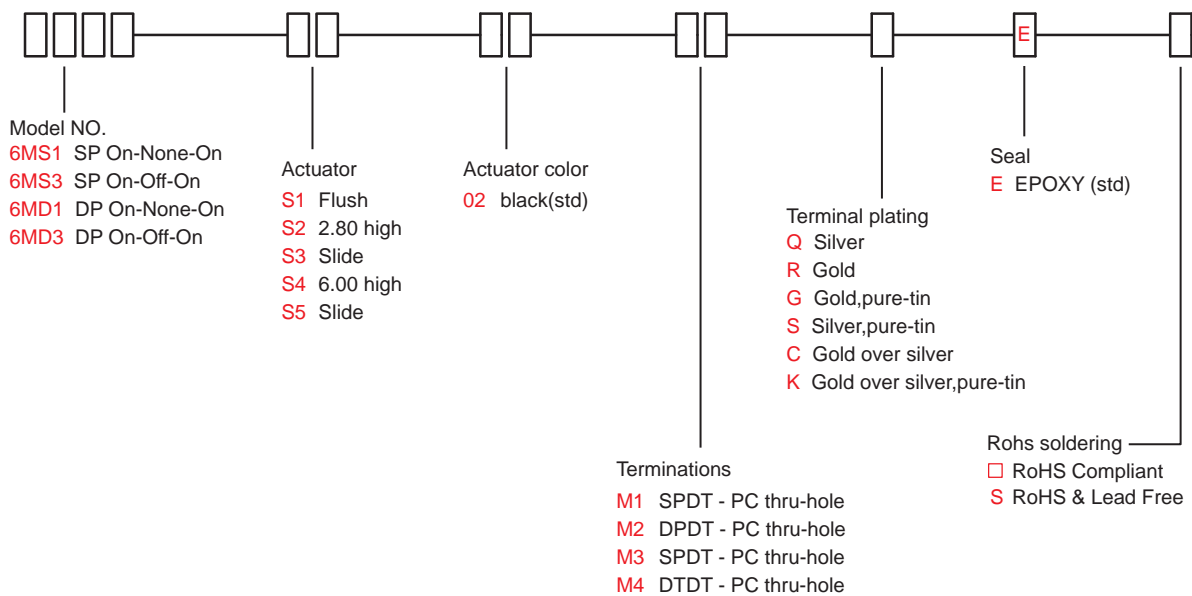
HOUSING: POM,black .

CONTACT/TERMINALS: Copper alloy,with silver or gold plated .
(See Page 95)



HOW TO ORDER

MODEL NO. ACTUATOR ACTUATOR COLOR TERMINATIONS TERMINAL PLATING SEAL RoHS SOLDERING



6M Series

Miniature Slide Switches for P.C. Board

SWITCH FUNCTION

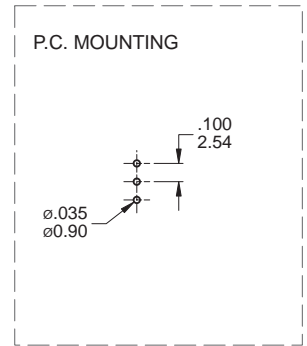
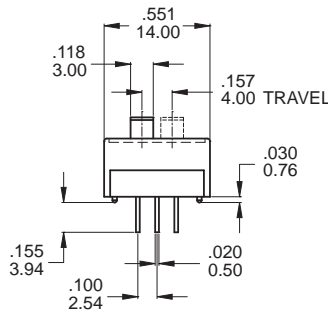
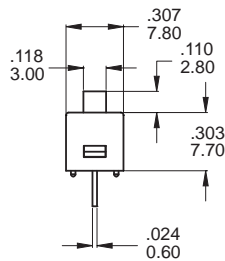
NO. POLES	MODEL NO.	SWITCH FUNCTION			CONNECTED TERMINALS / SCHEMATIC		
		POS.1	POS.2	POS.3	POS.1	POS.2	POS.3
SP	6MS1	ON	NONE	ON	2-1	OPEN	2-3
	6MS3	ON	OFF	ON			
DP	6MD1	ON	NONE	ON	2-1,5-4	OPEN	2-3,5-6
	6MD3	ON	OFF	ON			

POLE OPTIONS



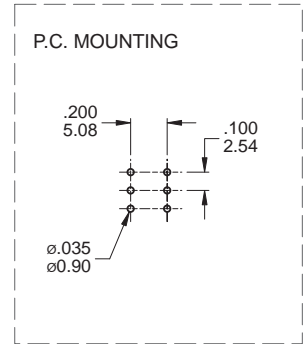
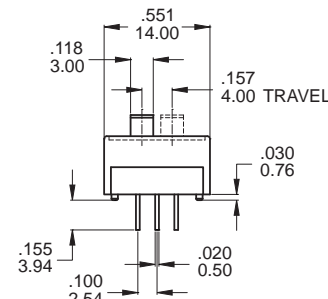
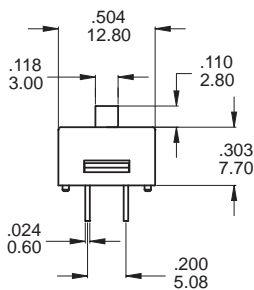
SPDT

Part No. Shown : 6MS1S202M1QE



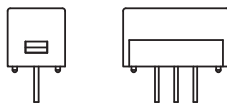
DPDT

Part No. Shown : 6MD1S202M2QE

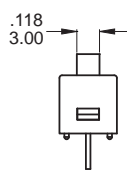


ACTUATOR OPTIONS

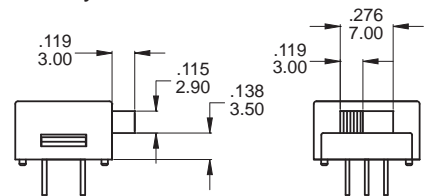
S1



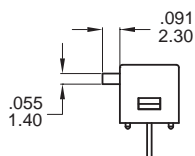
S2



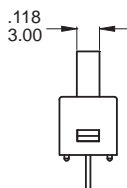
S5 Only DPDT



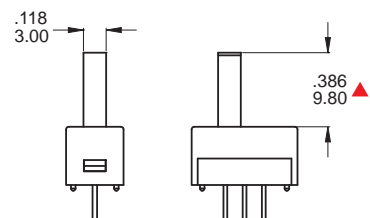
S3



S4

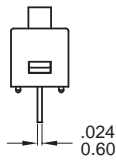


S6

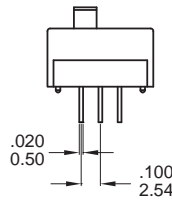


TERMINAL OPTIONS

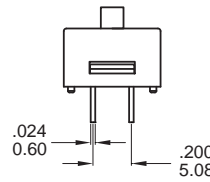
M1



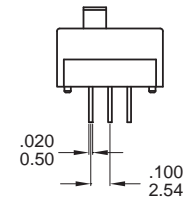
SPDT



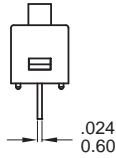
M2



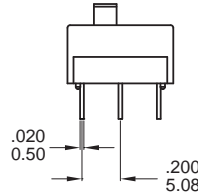
DPDT



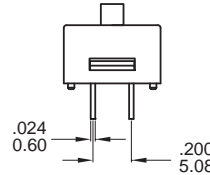
M3



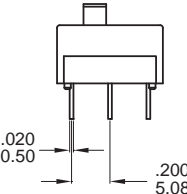
SPDT



M4

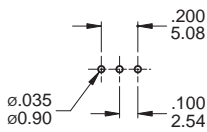


DPDT



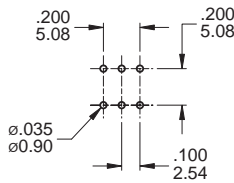
P.C.B MOUNTING

M1



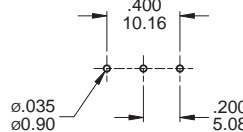
SPDT

M2



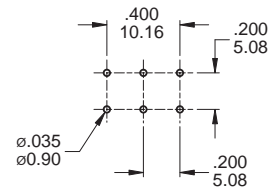
DPDT

M3



SPDT

M4



DPDT

CONTACT MATERIAL OPTIONS

	CONTACT PLATING	TERMINAL PLATING	RATINGS
Q	Silver	Q = Silver	3 Amps with resistant load @ 120VAC or 28VDC 1 Amps with resistant load @ 250VAC
S		S = Silver,pure - tin	
C	Gold over Silver	C = Gold over silver	
K		K = Gold over silver,pure - tin	
R	Gold	R = Gold	0.4 Volt - Amps (VA) max. @ 20V max. (AC or DC)
G		G = Gold,pure - tin	

SOLDERING PROCESSES

WAVE SOLDERING: Recommended Soldering Temperature: 260 ± 5°C

Duration of Solder Immersion: Max 5 sec. (PCB is 1.6mm in thickness)

